



Nanotechnology: Aspects, Risk Analysis and Implications

SUMBUL AIJAZ¹, MAYURI PANDEY¹ and SANA IQBAL²

¹Department of Computer Science and Engineering,
Crescent College of Technology, Bhopal - 462 038 (India).

²Department of Computer Science, Saifia Science College, Bhopal - 462 001 (India).

(Received: August 12, 2011; Accepted: September 04, 2011)

ABSTRACT

Many words have been written about the dangers of advanced nanotechnology. Most of the threatening scenarios involve tiny manufacturing systems that run amok, or are used to create destructive products. A manufacturing infrastructure built around a centrally controlled, relatively large, self-contained manufacturing system would avoid these problems. A controlled nanofactory would pose no inherent danger, and it could be deployed and used widely. Cheap, clean, convenient, on-site manufacturing would be possible without the risks associated with uncontrolled nanotech fabrication or excessive regulation. Control of the products could be administered by a central authority; intellectual property rights could be respected. In addition, restricted design software could allow unrestricted innovation while limiting the capabilities of the final products. The proposed solution appears to preserve the benefits of advanced nanotechnology while minimizing the most serious risks.

Key words: Risk Governance, Approaches, Nanomaterials and Implications.

INTRODUCTION

Nanotechnology is the study of manipulating matter on an atomic and molecular scale. Generally, nanotechnology deals with developing materials, devices, or other structures possessing at least one dimension sized from 1 to 100 nanometers. Quantum Mechanical effects are important at this quantum realm scale.

Nanotechnology is very diverse, ranging from extensions of conventional device physics to completely new approaches based upon molecular self-assembly, from developing new materials with dimensions on the nanoscale to investigating

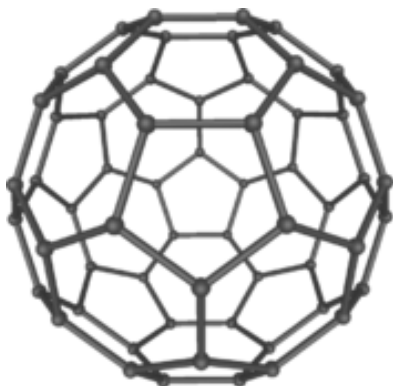
whether we can directly control matter on the atomic scale. Nanotechnology entails the application of fields of science as diverse as surface science, organic chemistry, molecular biology, semiconductor physics, microfabrication, etc.

There is much debate on the future implications of nanotechnology. Nanotechnology may be able to create many new materials and devices with a vast range of applications, such as in medicine, electronics, biomaterials and energy production. On the other hand, nanotechnology raises many of the same issues as any new technology, including concerns about the toxicity and environmental impact of nanomaterials, and

their potential effects on global economics, as well as speculation about various doomsday scenarios.

Origins

Buckminsterfullerene C_{60} , also known as the bucky ball, is a representative member of the carbon structures known as fullerenes. Members of the fullerene family are a major subject of research falling under the nanotechnology umbrella.



Although nanotechnology is a relatively recent development in scientific research, the development of its central concepts happened over a longer period of time. The emergence of nanotechnology in the 1980s was caused by the convergence of experimental advances such as the invention of the scanning tunneling microscope in 1981 and the discovery of fullerenes in 1985, with the elucidation and popularization of a conceptual framework for the goals of nanotechnology beginning with the 1986 publication of the book *Engines of Creation*.

The scanning tunneling microscope, an instrument for imaging surfaces at the atomic level, was developed in 1981 by Gerd Binnig and Heinrich Rohrer at IBM Zurich Research Laboratory, for which they received the Nobel Prize in Physics in 1986. Fullerenes were discovered in 1985 by Harry Kroto, Richard Smalley, and Robert Curl, who together won the 1996 Nobel Prize in Chemistry.

Around the same time, K. Eric Drexler developed and popularized the concept of nanotechnology and founded the field of molecular

nanotechnology. In 1979, Drexler encountered Richard Feynman's 1959 talk "There's Plenty of Room at the Bottom". The term "nanotechnology", originally coined by Norio Taniguchi in 1974, was unknowingly appropriated by Drexler in his 1986 book *Engines of Creation: The Coming Era of Nanotechnology*, which proposed the idea of a nanoscale "assembler" which would be able to build a copy of itself and of other items of arbitrary complexity. He also first published the term "grey goo" to describe what might happen if a hypothetical self-replicating molecular nanotechnology went out of control. Drexler's vision of nanotechnology is often called "Molecular Nanotechnology" (MNT) or "molecular manufacturing," and Drexler at one point proposed the term "zettatech" which never became popular.

In the early 2000s, the field was subject to growing public awareness and controversy, with prominent debates about both its potential implications, exemplified by the Royal Society's report on nanotechnology, as well as the feasibility of the applications envisioned by advocates of molecular nanotechnology, which culminated in the public debate between Eric Drexler and Richard Smalley in 2001 and 2003. Governments moved to promote and fund research into nanotechnology with programs such as the National Nanotechnology Initiative.

The early 2000s also saw the beginnings of commercial applications of nanotechnology, although these were limited to bulk applications of nanomaterials, such as the Silver Nano platform for using silver nanoparticles as an antibacterial agent, nanoparticle-based transparent sunscreens, and carbon nanotubes for stain-resistant textiles.^{[8][9]}

Fundamental concepts

Nanotechnology is the engineering of functional systems at the molecular scale. This covers both current work and concepts that are more advanced. In its original sense, nanotechnology refers to the projected ability to construct items from the bottom up, using techniques and tools being developed today to make complete, high performance products.

One nanometer (nm) is one billionth, or 10^{-9} , of a meter. By comparison, typical carbon-carbon bond lengths, or the spacing between these atoms in a molecule, are in the range 0.12–0.15 nm, and a DNA double-helix has a diameter around 2 nm. On the other hand, the smallest cellular life-forms, the bacteria of the genus *Mycoplasma*, are around 200 nm in length. By convention, nanotechnology is taken as the scale range 1 to 100 nm following the definition used by the National Nanotechnology Initiative in the US. The lower limit is set by the size of atoms (hydrogen has the smallest atoms, which are approximately a quarter of a nm diameter) since nanotechnology must build its devices from atoms and molecules. The upper limit is more or less arbitrary but is around the size that phenomena not observed in larger structures start to become apparent and can be made use of in the nano device. These new phenomena make nanotechnology distinct from devices which are merely miniaturised versions of an equivalent macroscopic device; such devices are on a larger scale and come under the description of microtechnology.

To put that scale in another context, the comparative size of a nanometer to a meter is the same as that of a marble to the size of the earth. Or another way of putting it: a nanometer is the amount an average man's beard grows in the time it takes him to raise the razor to his face.

Two main approaches are used in nanotechnology. In the "bottom-up" approach, materials and devices are built from molecular components which assemble themselves chemically by principles of molecular recognition. In the "top-down" approach, nano-objects are constructed from larger entities without atomic-level control.

Areas of physics such as nanoelectronics, nanomechanics, nanophotonics and nanoionics have evolved during the last few decades to provide a basic scientific foundation of nanotechnology

Generations of Nanotechnology

The risk governance strategy for nanotechnology

- The need for an inclusive, globally focused, risk governance framework addressing both short and long-term applications of nanotechnology.

- The need to ensure that the interests of all those potentially affected by nanotechnology are addressed, understood and respected by decision makers.

- The need to be cognisant of and concomitant with other global governance systems.

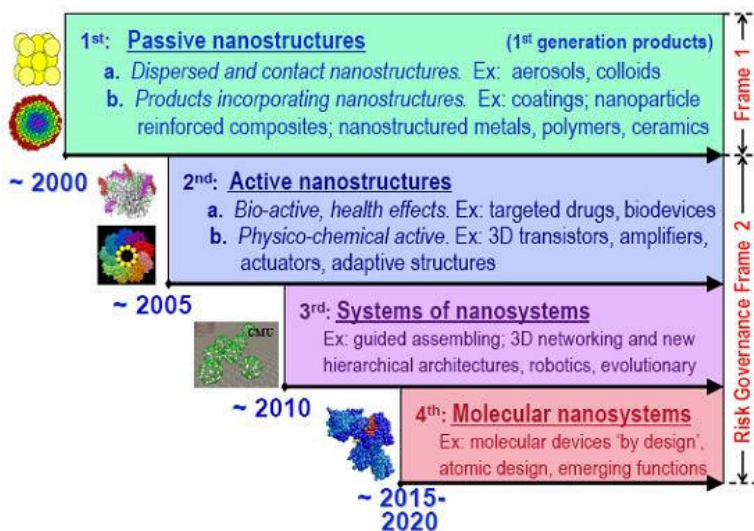
The categorisation of nanotechnology into two broad frames of reference based on the evolution of knowledge, level of complexity and potential social and ethical consequences, was considered to be a useful starting point from which to design effective risk governance strategies.

The first frame (Frame 1) concerned relatively simple, passive or merely reactive nanostructures with steady behaviour, while the second frame (Frame 2) focused on more complex and/or evolving-active nanostructures and nanosystems, some of which could utilise molecular devices or bio structures as building blocks.

Within Frame 2, there still is considerable variety in the significance and impact of different stages — or "generations" — of advanced nanotechnology. The table below shows how these generations are understood:

As you can see, Frame 1 includes only the 1st generation. After I made a presentation on productive nanosystems (i.e., molecular manufacturing) and proposed a 5th generation to cover that, we talked for a while and then concluded that molecular manufacturing would be viewed as part of the 4th generation.

Dividing the development of nanotechnology into these two broad "frames" is an important step in designing different governance strategies for different levels of technology. By stating that "the expected complexity and evolution" of Frame 2 nanotech will bring "unique" risks, we are saying that issues of concern in Frame 1 (e.g., nanoparticle toxicity) are *not* the same as those in Frame 2.



We spent considerable time during the workshop identifying potential gaps in current risk assessment and management strategies. These were grouped into three areas:

1. Technical Deficits
2. Risk Communication Deficits
3. Social Deficits

Major concerns in the third category ("Social Deficits") were

Broad-based and rapid changes in nanomanufacturing processes and new products may lead to a displacement of jobs and major changes in trade balances between countries at a faster pace and in multiple sectors of the economy as compared to the introduction of other technologies.

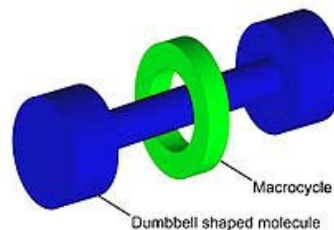
From a trade perspective, differences in national regulations and their application may make it difficult for companies to apply standardised products and production processes. A consequential implication is that the significantly new properties and issues of nanotechnology may allow for transference of risk as products are developed in a country with weaker controls and exported worldwide.

There is a risk that the potential of nanotechnology to address global issues such as sustainable development may be missed if nanotechnology investment

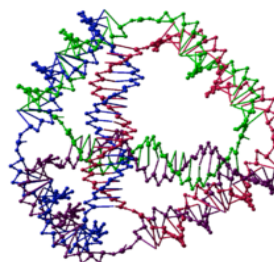
policies are not sufficiently well directed. Unfocused investment may also increase the risk for an unbalanced distribution of nanotechnology benefits both within a country and worldwide.

Finally, we considered a range of proposals to address the identified gaps in current risk management.

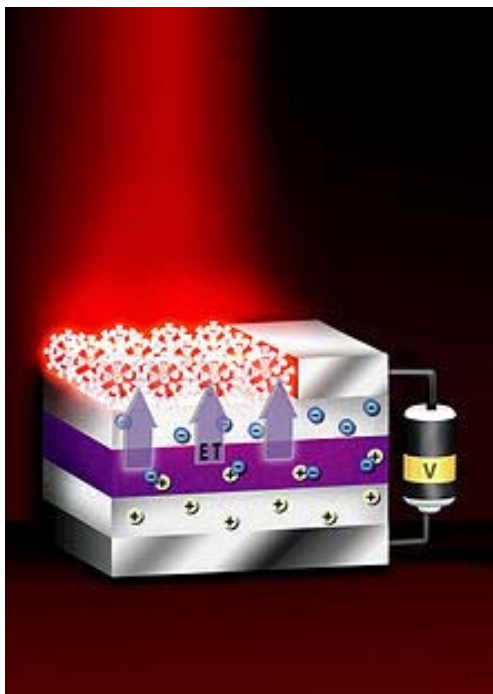
Current research



Graphical representation of a rotaxane, useful as a molecular switch.



This DNA tetrahedron is an artificially designed nanostructure of the type made in the field of DNA nanotechnology. Each edge of the tetrahedron is a 20 base pair DNA double helix, and each vertex is a three-arm junction.



This device transfers energy from nanoscale thin layers of quantum wells to nanocrystals above them, causing the nanocrystals to emit visible light.

Nanomaterials

The nanomaterials field includes subfields which develop or study materials having unique properties arising from their nanoscale dimensions.

- Interface and colloid science has given rise to many materials which may be useful in nanotechnology, such as carbon nanotubes and other fullerenes, and various nanoparticles and nanorods. Nanomaterials with fast ion transport are related also to nanoionics and nanoelectronics.
- Nanoscale materials can also be used for bulk applications; most present commercial applications of nanotechnology are of this flavor.
- Progress has been made in using these materials for medical applications; see

Nanomedicine.

- Nanoscale materials are sometimes used in solar cells which combat the cost of traditional Silicon solar cells
- Development of applications incorporating semiconductor nanoparticles to be used in the next generation of products, such as display technology, lighting, solar cells and biological imaging; see quantum dots.

Bottom-up approaches

These seek to arrange smaller components into more complex assemblies.

- DNA nanotechnology utilizes the specificity of Watson–Crick basepairing to construct well-defined structures out of DNA and other nucleic acids.
- Approaches from the field of “classical” chemical synthesis (inorganic and organic synthesis) also aim at designing molecules with well-defined shape (e.g. bis-peptides).
- More generally, molecular self-assembly seeks to use concepts of supramolecular chemistry, and molecular recognition in particular, to cause single-molecule components to automatically arrange themselves into some useful conformation.
- Atomic force microscope tips can be used as a nanoscale “write head” to deposit a chemical upon a surface in a desired pattern in a process called dip pen nanolithography. This technique fits into the larger subfield of nanolithography.

Top-down approaches

These seek to create smaller devices by using larger ones to direct their assembly.

- Many technologies that descended from conventional solid-state silicon methods for fabricating microprocessors are now capable of creating features smaller than 100 nm, falling under the definition of nanotechnology. Giant magnetoresistance-based hard drives already on the market fit this description, as do atomic layer deposition (ALD) techniques. Peter Grünberg and Albert Fert received the Nobel Prize in Physics in 2007 for their discovery of Giant magnetoresistance and contributions to the field of spintronics.

- Solid-state techniques can also be used to create devices known as nanoelectromechanical systems or NEMS, which are related to microelectromechanical systems or MEMS.
- Focused ion beams can directly remove material, or even deposit material when suitable pre-cursor gasses are applied at the same time. For example, this technique is used routinely to create sub-100 nm sections of material for analysis in Transmission electron microscopy.
- Atomic force microscope tips can be used as a nanoscale “write head” to deposit a resist, which is then followed by an etching process to remove material in a top-down method.

Functional approaches

These seek to develop components of a desired functionality without regard to how they might be assembled.

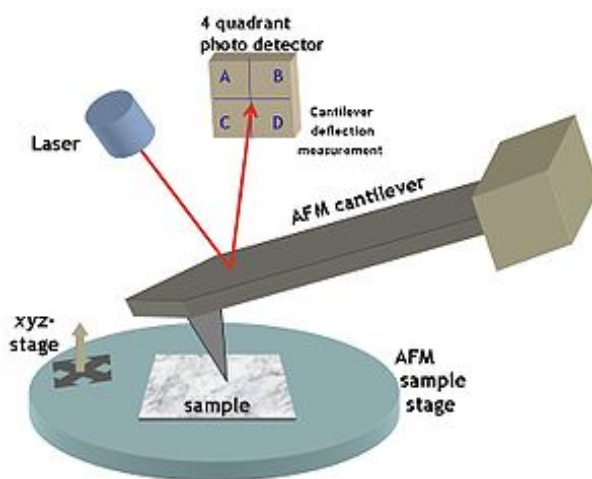
Molecular scale electronics seeks to develop molecules with useful electronic properties. These could then be used as single-molecule components in a nanoelectronic device. For an example see rotaxane.

Synthetic chemical methods can also be used to create synthetic molecular motors, such as in a so-called nanocar.

Biomimetic approaches

Bionics or biomimicry seeks to apply biological methods and systems found in nature, to the study and design of engineering systems and modern technology. Biomineralization is one example of the systems studied.

Bionanotechnology is the use of biomolecules for applications in nanotechnology, including use of viruses. Nanocellulose is a potential bulk-scale application.



Tools and techniques

Typical AFM setup. A microfabricated cantilever with a sharp tip is deflected by features on a sample surface, much like in a phonograph but on a much smaller scale. A laser beam reflects off the backside of the cantilever into a set of photodetectors, allowing the deflection to be measured and assembled into an image of the surface.

There are several important modern developments. The atomic force microscope (AFM) and the Scanning Tunneling Microscope (STM) are two early versions of scanning probes that launched nanotechnology. There are other types of scanning probe microscopy, all flowing from the ideas of the scanning confocal microscope developed by Marvin Minsky in 1961 and the scanning acoustic

microscope (SAM) developed by Calvin Quate and coworkers in the 1970s, that made it possible to see structures at the nanoscale.

The tip of a scanning probe can also be used to manipulate nanostructures (a process called positional assembly). Feature-oriented scanning methodology suggested by Rostislav Lapshin appears to be a promising way to implement these nanomanipulations in automatic mode. However, this is still a slow process because of low scanning velocity of the microscope.

Various techniques of nanolithography such as optical lithography, X-ray lithography dip pen nanolithography, electron beam lithography or nanoimprint lithography were also developed. Lithography is a top-down fabrication technique where a bulk material is reduced in size to nanoscale pattern.

Another group of nanotechnological techniques include those used for fabrication of nanotubes and nanowires, those used in semiconductor fabrication such as deep ultraviolet lithography, electron beam lithography, focused ion beam machining, nanoimprint lithography, atomic layer deposition, and molecular vapor deposition, and further including molecular self-assembly techniques such as those employing di-block copolymers. However, all of these techniques preceded the nanotech era, and are extensions in the development of scientific advancements rather than techniques which were devised with the sole purpose of creating nanotechnology and which were results of nanotechnology research.

The top-down approach anticipates nanodevices that must be built piece by piece in stages, much as manufactured items are made. Scanning probe microscopy is an important technique both for characterization and synthesis of nanomaterials. Atomic force microscopes and scanning tunneling microscopes can be used to look at surfaces and to move atoms around. By designing different tips for these microscopes, they can be used for carving out structures on surfaces and to help guide self-assembling structures. By using, for example, feature-oriented scanning approach, atoms or molecules can be moved

around on a surface with scanning probe microscopy techniques. At present, it is expensive and time-consuming for mass production but very suitable for laboratory experimentation.

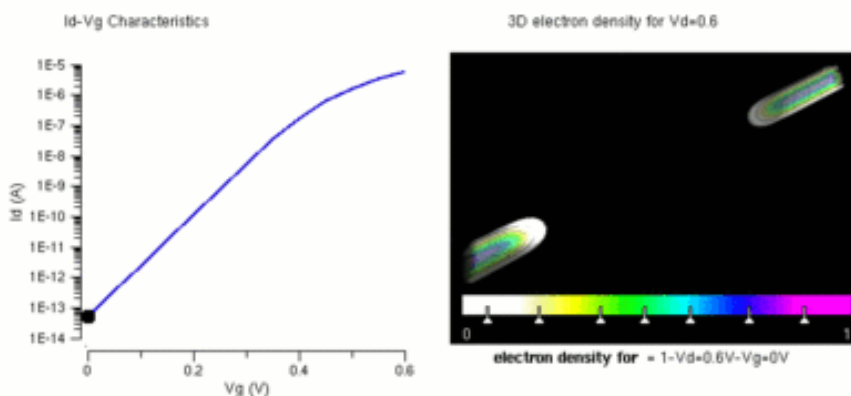
In contrast, bottom-up techniques build or grow larger structures atom by atom or molecule by molecule. These techniques include chemical synthesis, self-assembly and positional assembly. Dual polarisation interferometry is one tool suitable for characterisation of self assembled thin films. Another variation of the bottom-up approach is molecular beam epitaxy or MBE. Researchers at Bell Telephone Laboratories like John R. Arthur, Alfred Y. Cho, and Art C. Gossard developed and implemented MBE as a research tool in the late 1960s and 1970s. Samples made by MBE were key to the discovery of the fractional quantum Hall effect for which the 1998 Nobel Prize in Physics was awarded. MBE allows scientists to lay down atomically precise layers of atoms and, in the process, build up complex structures. Important for research on semiconductors, MBE is also widely used to make samples and devices for the newly emerging field of spintronics.

However, new therapeutic products, based on responsive nanomaterials, such as the ultradeformable, stress-sensitive Transfersome vesicles, are under development and already approved for human use in some countries.

Applications

One of the major applications of nanotechnology is in the area of nanoelectronics with MOSFET's being made of small nanowires ~10 nm in length. Here is a simulation of such a nanowire.

As of August 21, 2008, the Project on Emerging Nanotechnologies estimates that over 800 manufacturer-identified nanotech products are publicly available, with new ones hitting the market at a pace of 3–4 per week. The project lists all of the products in a publicly accessible online database. Most applications are limited to the use of "first generation" passive nanomaterials which includes titanium dioxide in sunscreen, cosmetics, surface coatings, and some food products; Carbon allotropes used to produce gecko tape; silver in



food packaging, clothing, disinfectants and household appliances; zinc oxide in sunscreens and cosmetics, surface coatings, paints and outdoor furniture varnishes; and cerium oxide as a fuel catalyst.

Further applications allow tennis balls to last longer, golf balls to fly straighter, and even bowling balls to become more durable and have a harder surface. Trousers and socks have been infused with nanotechnology so that they will last longer and keep people cool in the summer. Bandages are being infused with silver nanoparticles to heal cuts faster. Cars are being manufactured with nanomaterials so they may need fewer metals and less fuel to operate in the future. Video game consoles and personal computers may become cheaper, faster, and contain more memory thanks to nanotechnology. Nanotechnology may have the ability to make existing medical applications cheaper and easier to use in places like the general practitioner's office and at home.

The National Science Foundation (a major distributor for nanotechnology research in the United States) funded researcher David Berube to study the field of nanotechnology. His findings are published in the monograph *Nano-Hype: The Truth Behind the Nanotechnology Buzz*. This study concludes that much of what is sold as "nanotechnology" is in fact a recasting of straightforward materials science, which is leading to a "nanotech industry built solely on selling nanotubes, nanowires, and the like" which will "end up with a few suppliers selling low margin products

in huge volumes." Further applications which require actual manipulation or arrangement of nanoscale components await further research. Though technologies branded with the term 'nano' are sometimes little related to and fall far short of the most ambitious and transformative technological goals of the sort in molecular manufacturing proposals, the term still connotes such ideas. According to Berube, there may be a danger that a "nano bubble" will form, or is forming already, from the use of the term by scientists and entrepreneurs to garner funding, regardless of interest in the transformative possibilities of more ambitious and far-sighted work.

Implications

Main article

Implications of nanotechnology

Because of the far-ranging claims that have been made about potential applications of nanotechnology, a number of serious concerns have been raised about what effects these will have on our society if realized, and what action if any is appropriate to mitigate these risks.

There are possible dangers that arise with the development of nanotechnology. The Center for Responsible Nanotechnology suggests that new developments could result, among other things, in untraceable weapons of mass destruction, networked cameras for use by the government, and weapons developments fast enough to destabilize arms races ("Nanotechnology Basics").

Public deliberations on risk perception in the US and UK carried out by the Center for Nanotechnology in Society at UCSB found that participants were more positive about nanotechnologies for energy than health applications, with health applications raising moral and ethical dilemmas such as cost and availability.

One area of concern is the effect that industrial-scale manufacturing and use of nanomaterials would have on human health and the environment, as suggested by nanotoxicology research. Groups such as the Center for Responsible Nanotechnology have advocated that nanotechnology should be specially regulated by governments for these reasons. Others counter that overregulation would stifle scientific research and the development of innovations which could greatly benefit mankind.

Other experts, including director of the Woodrow Wilson Center's Project on Emerging Nanotechnologies David Rejeski, have testified that successful commercialization depends on adequate oversight, risk research strategy, and public engagement. Berkeley, California is currently the only city in the United States to regulate nanotechnology; Cambridge, Massachusetts in 2008 considered enacting a similar law, but ultimately rejected this.

Health and environmental concerns

Main articles

Health implications of nanotechnology and Environmental implications of nanotechnology

Some of the recently developed nanoparticle products may have unintended consequences. Researchers have discovered that silver nanoparticles used in socks only to reduce

foot odor are being released in the wash with possible negative consequences. Silver nanoparticles, which are bacteriostatic, may then destroy beneficial bacteria which are important for breaking down organic matter in waste treatment plants or farms.

A study at the University of Rochester found that when rats breathed in nanoparticles, the particles settled in the brain and lungs, which led to significant increases in biomarkers for inflammation and stress response. A study in China indicated that nanoparticles induce skin aging through oxidative stress in hairless mice.

A two-year study at UCLA's School of Public Health found lab mice consuming nano-titanium dioxide showed DNA and chromosome damage to a degree "linked to all the big killers of man, namely cancer, heart disease, neurological disease and aging".

A major study published more recently in Nature Nanotechnology suggests some forms of carbon nanotubes – a poster child for the "nanotechnology revolution" – could be as harmful as asbestos if inhaled in sufficient quantities. Anthony Seaton of the Institute of Occupational Medicine in Edinburgh, Scotland, who contributed to the article on carbon nanotubes said "We know that some of them probably have the potential to cause mesothelioma. So those sorts of materials need to be handled very carefully." In the absence of specific nano-regulation forthcoming from governments, Paull and Lyons (2008) have called for an exclusion of engineered nanoparticles from organic food. A newspaper article reports that workers in a paint factory developed serious lung disease and nanoparticles were found in their lungs.

REFERENCES

1. <http://users.ox.ac.uk/~hlagroup/>
2. <http://sandtiger.dbs.ucdavis.edu/ggc/>
3. <http://www.rotaxane.net>
4. <http://www.professorpuzzle.com>
5. <http://www.ewels.info>
6. <http://www.mit.edu/~kardar/research/seminars/knots/stasiak/stasiak.html>
7. <http://sandtiger.dbs.ucdavis.edu/ggc/>
8. <http://www.rotaxane.net>
9. http://stoddart.chem.ucla.edu/research/2_ammon/ammonium_binding.html
10. <http://www.nanonewsnet.com>

11. http://stoddart.chem.ucla.edu/research/2_ammon/ammonium_binding.html
12. <http://users.ox.ac.uk/~hlagroup/>
13. http://www.nzherald.co.nz/section/story.cfm?c_id=5&objectid=9005681
14. <http://www.peeron.com/inv/sets/3671-1>
15. <http://chifis1.unipv.it/mldm/>
16. <http://www.zyvex.com/nanotech/visuals.html>
17. <http://www.imm.org/Parts/Parts3.html>
18. <http://www.foresight.org/Conferences/MNT11/Abstracts/Hirva/Figure.gif>